




Name \_\_\_\_\_ Shapes \_\_\_\_\_

# Color by Code



light blue = *square*      white = *circle*  
green = *triangle*      light green = *rectangle*  
yellow = *star*      brown = *hexagon*




# Color by Code



light blue = *even*    white = *odd*

A large illustration of a snowman, divided into many irregular shapes. Each shape contains a number. The numbers are: 9, 19, 3, 2, 30, 35, 16, 4, 17, 29, 25, 24, 8, 32, 11, 37, 20, 33, 6, 18, 28, 22, 15, 21, 12, 39, 14, 7, 23, 27, 5, 10, 13, 26, 1, 31, 41.

# Color by Code




green = 5      white = 10  
brown = 15      red = 20



Name \_\_\_\_\_

Coins \_\_\_\_\_

# Color by Code

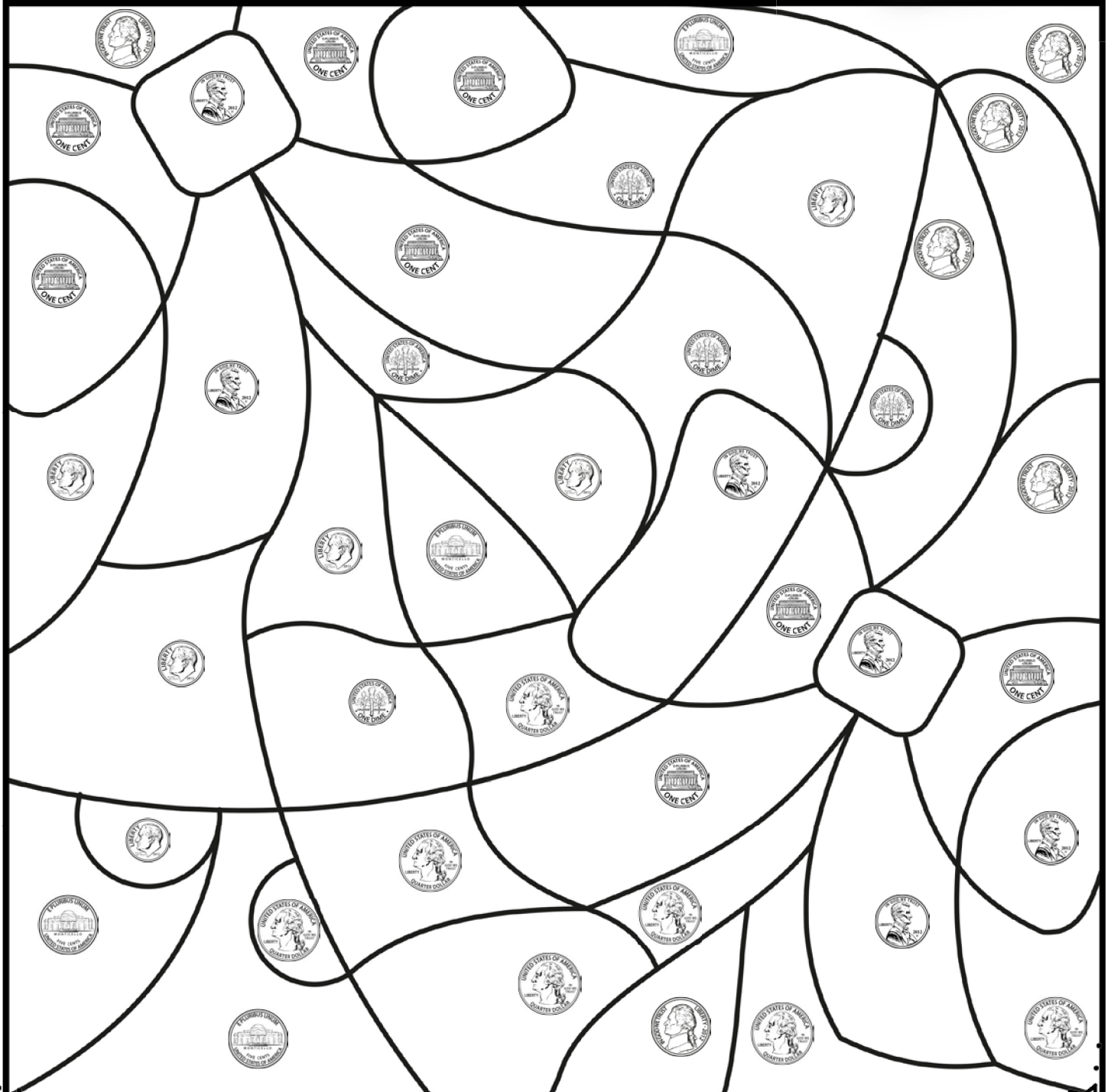


red = 1¢

purple = 5¢

yellow = 10¢

brown = 25¢



Name \_\_\_\_\_

10 Frames

# Color by Code



red = 2

green = 3

yellow = 4

orange = 5

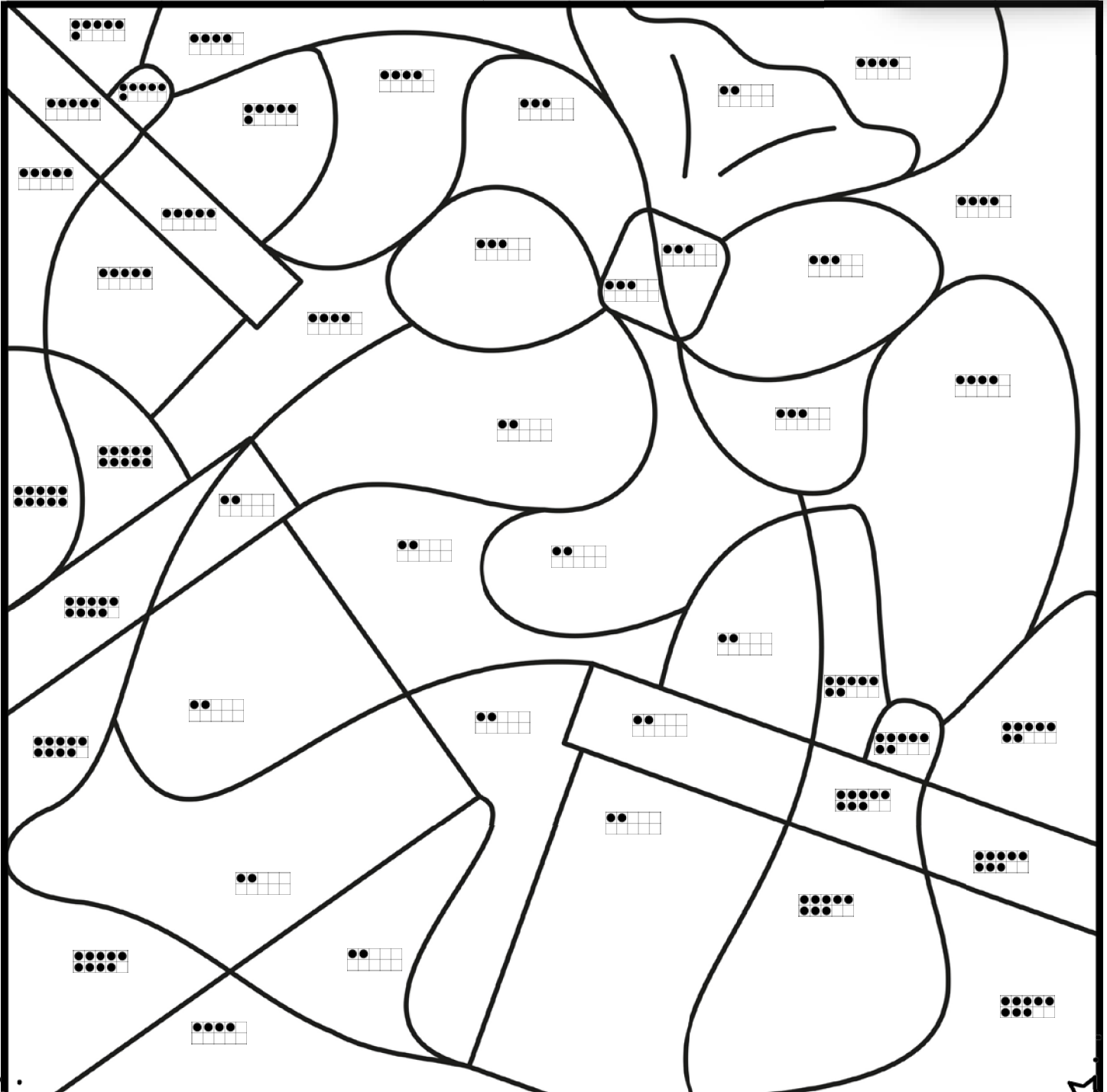
dark green = 6

blue = 7

light blue = 8

pink = 9


purple = 10



Name \_\_\_\_\_

Subtraction

# Color by Code



red = 0	green = 1	yellow = 2	orange = 3
blue = 4	light blue = 5	pink = 6	purple = 7


A large rectangular area filled with various subtraction problems, each enclosed in a hand-drawn, irregular shape. The problems are as follows:

- 3 - 2
- 10 - 9
- 19 - 18
- 8 - 7
- 2 - 1
- 12 - 10
- 13 - 12
- 2 - 0
- 15 - 14
- 6 - 5
- 20 - 17
- 15 - 12
- 12 - 9
- 10 - 7
- 5 - 0
- 16 - 12
- 20 - 19
- 20 - 16
- 8 - 5
- 19 - 16
- 8 - 4
- 17 - 12
- 4 - 1
- 8 - 6
- 10 - 6
- 19 - 14
- 17 - 14
- 14 - 10
- 18 - 17
- 10 - 4
- 5 - 4
- 1 - 0
- 9 - 3
- 7 - 0
- 10 - 10
- 7 - 7
- 14 - 7
- 12 - 6
- 7 - 6
- 8 - 2
- 7 - 5
- 4 - 4
- 16 - 16
- 17 - 16
- 14 - 13
- 4 - 3
- 4 - 4
- 13 - 13
- 8 - 8

Name \_\_\_\_\_

Adding 3 Numbers

# Color by Code



red = 6

green = 7

yellow = 8


blue = 9

white = 10

A large, stylized outline of a Christmas tree. Inside the tree's branches and trunk, there are numerous small addition problems. The problems are:  $1+1+7$ ,  $5+2+2$ ,  $1+3+5$ ,  $0+10+0$ ,  $5+3+2$ ,  $2+6+2$ ,  $6+3+0$ ,  $8+1+1$ ,  $7+2+1$ ,  $2+6+1$ ,  $9+0+0$ ,  $4+4+0$ ,  $2+0+7$ ,  $3+1+5$ ,  $1+2+4$ ,  $5+4+0$ ,  $6+2+1$ ,  $2+3+2$ ,  $2+3+1$ ,  $3+4+2$ ,  $7+1+1$ ,  $8+1+0$ ,  $4+1+1$ ,  $2+2+2$ ,  $3+3+2$ ,  $4+3+2$ ,  $3+1+5$ ,  $4+2+3$ ,  $1+2+3$ ,  $3+5+1$ ,  $1+2+6$ ,  $2+2+4$ ,  $6+0+3$ ,  $3+2+4$ ,  $4+2+4$ ,  $3+3+4$ ,  $1+4+4$ ,  $3+3+3$ ,  $0+8+1$ , and  $9$ .



# Color by Code



green = 5      white = 10  
brown = 15      red = 20





Name \_\_\_\_\_ Shapes \_\_\_\_\_

# Color by Code

light blue = square      white = circle  
green = triangle      light green = rectangle  
yellow = star      brown = hexagon



# Color by Code



light blue = *even*    white = *odd*

A large illustration of a snowman with numbers placed in various sections. The snowman is composed of a head, a body, and two arms. The numbers are: 9, 19, 3, 4, 2, 30, 35, 16, 17, 25, 24, 29, 8, 32, 37, 11, 20, 33, 6, 18, 15, 28, 22, 39, 12, 14, 7, 23, 27, 5, 10, 13, 26, 1, 31, 41.



Name \_\_\_\_\_ Coins \_\_\_\_\_

# Color by Code




red = 1¢

purple = 5¢

yellow = 10¢

brown = 25¢



Name \_\_\_\_\_

10 Frames

# Color by Code



red = 2

green = 3

yellow = 4

orange = 5

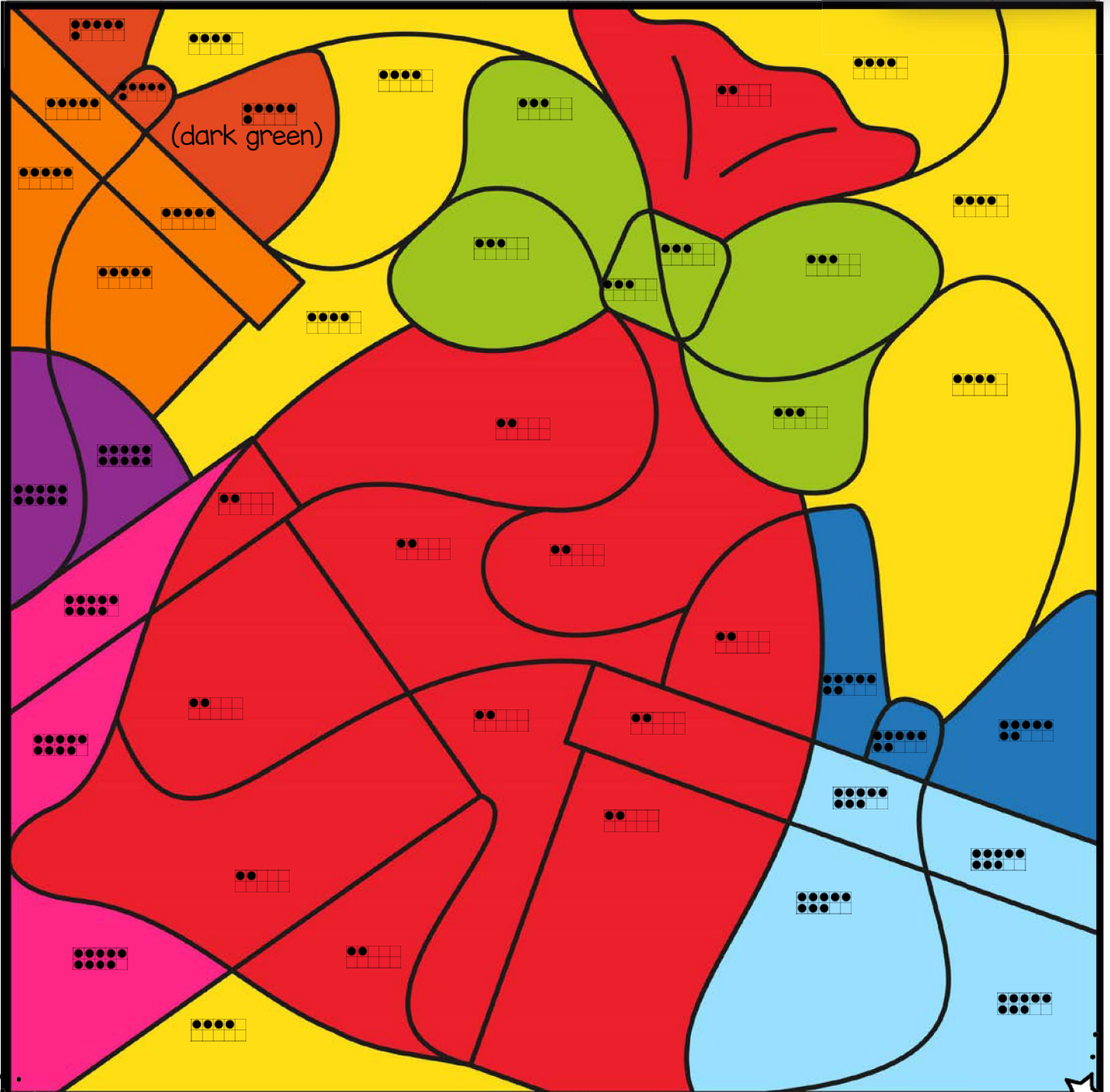
dark green = 6

blue = 7

light blue = 8

pink = 9

purple = 10






Name \_\_\_\_\_

Subtraction

# Color by Code



red = 0	green = 1	yellow = 2	orange = 3
blue = 4	light blue = 5	pink = 6	purple = 7

3 - 2    10 - 9    19 - 18    8 - 7    2 - 1

12 - 10    15 - 12    13 - 12    2 - 0    15 - 14

6 - 5    20 - 17    12 - 9    5 - 0    16 - 12    20 - 19

8 - 5    10 - 7    8 - 4    17 - 12    20 - 16

4 - 1    8 - 6    19 - 16    10 - 6    19 - 14

17 - 14    14 - 10

18 - 17    10 - 4    5 - 4

9 - 3    7 - 0

14 - 7    12 - 6

8 - 2    7 - 6

17 - 16    14 - 13    7 - 5    4 - 4    16 - 16

4 - 3    8 - 8    13 - 13

Name \_\_\_\_\_

Adding 3 Numbers

# Color by Code


red = 6

green = 7

yellow = 8

blue = 9

white = 10



1+1+7

5+2+2

1+3+5

0+10+0

5+3+2

2+6+2

6+3+0

9+0+0

8+1+1

7+2+1

2+6+1

4+4+0

2+0+7

3+1+5

1+2+4

5+4+0

6+2+1

2+3+2 (green)

2+3+1

3+4+2

7+1+1

4+1+1

2+2+2

8+1+0

1+2+3

4+2+3

3+3+2

4+3+2

3+1+5

3+5+1

1+2+6

2+2+4

3+5+1

9

6+0+3

4+2+4


3+3+4

1+4+4

3+3+3

0+8+1





# TERMS OF USE

Thank you for your purchase!

By purchasing this resource, you are agreeing that the contents are the property of [1st Grade Pandamania](#) and licensed to you only for classroom/personal use as a single user. I retain the copyright and reserve all rights to this product.

## THE ORIGINAL PURCHASER MAY:

- Make copies for the purchaser's classroom, including homeschooling or tutoring sessions
- Make one copy for backup purposes, but not with intent to redistribute
- Direct other interested persons to my store
- Reference this product in blog posts, seminars, professional development workshops or other such venues, provided credit is given to [1st Grade Pandamania](#) as well as including a link back to my store in your presentation or post

## THE ORIGINAL PURCHASER MAY NOT:

- Claim this work as your own, alter the files in any way, or remove/attempt to remove copyright /watermarks
- Share any or all of this product with others
- Repackage, sell, or giveaway any or all of this product to others.
- Offer or share any or all of this product anywhere on the internet as a download or copy including, but not limited to: personal sites, school sites, or Google Doc links on blogs or sites, internet sharing groups, news lists or shared databases
- Make copies of purchased items to share with others. This is strictly forbidden and is a violation of The Terms of Use and copyright law.

Thank you for abiding by universally accepted codes of professional ethics while using this product.

*Joyce Oberg*

[1st Grade Pandamania TpT Store](#)

[1st Grade Pandamania Blog](#)

After you have reviewed and tried this product,  
please leave feedback!

How to get TPT credit to use on future purchases:

- Please go to your **My Purchases** page (you may need to login).
  - Beside each purchase you'll see a **Provide Feedback** button. Simply click it and you will be taken to a page where you can give a quick rating and leave a short comment for the product.
- Each time you give feedback, TPT gives you feedback credits that you use to lower the cost of your future purchases.
  - I value your feedback greatly as it helps me determine which products are most valuable for your classroom so I can create more for you. 😊

Joyce Oberg




[1<sup>st</sup> Grade Pandamania TpT Store](#)

[1<sup>st</sup> Grade Pandamania Blog](#)

[1<sup>st</sup> Grade Pandamania Facebook Page](#)



Thanks to all the amazing artists who created the design elements and fonts used in this product!



Drawing With John